

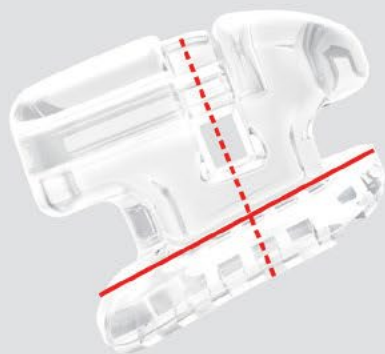
GENIUS™ CRYSTAL™

Self-Ligating Passive System



DDM infinity
enterprise.
Tested by Dentists, for Dentists

+63927 039 6000 +632 8 573 7320 sales@ddmdental.com www.ddmdental.com



Superior Base Design

- Reliability of 80 gauge mesh
- Well contour for easier placement
- Proprietary Base Texture process to increase bond reliability
- Easy debonding and clean up



Single Piece CIM Construction

- Precise Prescription
- Full aesthetic material without metal slot or metal clips


Reduce Friction

- Archwire slot are designed with rounded corners



Tie Wing

- Ample under-tiewing area for easy engagement



Full Torque & Rotation Control

- Slot precision
- Wire coverage increase
- Secured bracket gate assembly



Patient Comfort

- Bracket surface are designed with rounded edges.



Hooks


- Fully-integrated hooks for 3,4,5





Opening/Closing Mechanism

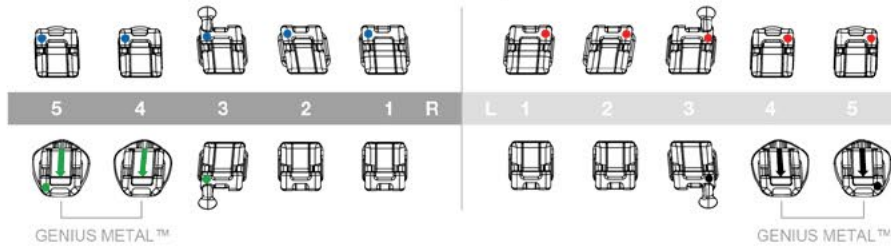
- Open with Genius Driver for greater comfort
- Close with light finger pressure
- Audible click ensures closings



Genius™ Driver



Identification System



GENIUS™ Crystal

Material: Alumina Oxide

Prescription: Genius .022"

▲ Maxillary Arch	Torq.	Ang.	Rot.	Width	R/L	In Out.
Central	+14°	+5°		3.5mm	$\frac{R}{L}$	0.9mm
Lateral	+6°	+9°		3.3mm	$\frac{R}{L}$	1.1mm
Cuspid with hook	+3°	+5°		3.4mm	$\frac{R}{L}$	0.65mm
Bicuspid with hook	-7°	+2°		2.8mm	$\frac{R}{L}$	0.81mm
1 st Molar with hook	-17°	0°	+6°	4.3mm	$\frac{R}{L}$	0.9mm

▼ Mandibular Arch	Torq.	Ang.	Rot.	Width	R/L	In Out.
Anterior	-6°	0°		3.3mm	$\frac{R}{L}$	1mm
Cuspid with hook	+3°	+5°		3.4mm	$\frac{R}{L}$	0.65mm
1 st Bicuspid with hook	-11°	+4°		2.8mm	$\frac{R}{L}$	0.65mm
2 nd Bicuspid with hook	-16°	+2°		2.8mm	$\frac{R}{L}$	0.65mm
1 st Molar with hook	-20°	+2°	+2°	4.3mm	$\frac{R}{L}$	0.9mm